

TEF-MET® ist ein eingetragenes Markenzeichen der GLT-GleitlagerTechnik® GmbH

TEF-MET®



GEROLLTES VERBUNDGLEITLAGER, STAHL/PTFE, WARTUNGSFREI



TEF-MET®

Gerolltes Verbundgleitlager Stahl / PTFE beschichtet • Wartungsfreies Trockengleitlager
DIN 1494 / ISO 3547 • Auch bleifrei lieferbar!

Alle
Sonderabmessungen
werden kurzfristig
angefertigt!

TFZ Zylinderbuchsen
TFB Bundbuchsen
TFA Anlaufscheiben
TFS Streifen & Bänder

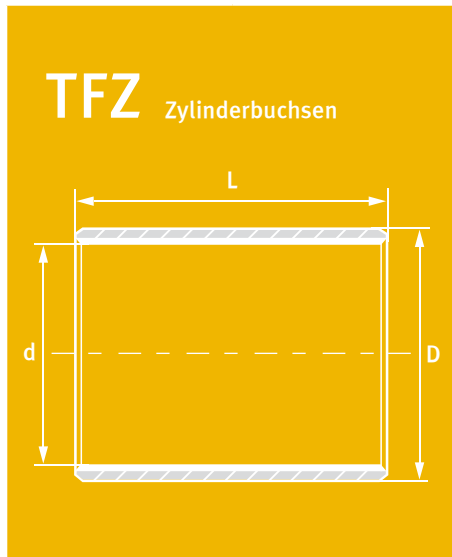
EIGENSCHAFTEN	Sehr gutes Gleit- und Verschleißverhalten, für alle Bewegungsarten, hohe Belastbarkeit, vielseitig verwendbar.
WERKSTOFFE Trägerwerkstoff Zwischenschicht Gleitschicht	Stahl verzinkt Sinterbronze PTFE
WERKSTOFFEIGENSCHAFTEN Spez. Belastbarkeit statisch Spez. Belastbarkeit dynamisch Gleitgeschwindigkeit Reibungswert Temperaturbelastung Max. Pv-Wert	≤ 250 [N/mm ²] ≤ 140 [N/mm ²] bei niedrigen Gleitgeschwindigkeiten ≤ 2,5 [m/s] 0,03 bis 0,25 [μ] -200 bis +280 [°C] 1,8 [N/mm ² x m/s] kurzfristig 3,6
TOLERANZANGABEN Gehäusebohrung - Ø Buchsen-Innen - Ø nach dem Einbau Wellentoleranz	H7 H9 f7 bis h8
WELLENWERKSTOFF	Stahl, gehärtet oder ungehärtet, Rautiefe ≤ Rz 2-3
MONTAGEHINWEISE Gehäusebohrung Welle Einpressdorn Einkleben	Einbaufase, min. 1,5 mm x 15-45° Einbaufase, 5 mm x 15°, Kanten gerundet Die Verwendung eines passenden Einpressdorns ist zweckmäßig. Eventuell ist das Einfetten der Außenflächen beim Einbau erforderlich. Der Kleber darf die Gleitfläche nicht berühren
WARTUNG	TEF-MET® ist ein Trockengleitlager mit PTFE Gleitschicht. Es ist daher keine Schmierung notwendig. Eine zusätzliche Schmierung ist aber grundsätzlich möglich!



Zylinder-, Bundbuchsen, Anlaufscheiben und Streifen sind Standardfertigung.
Stanz- und Formteile werden nach Kundenwunsch gefertigt.

TFZ

Auch in Zollabmessungen lieferbar!



Art. Nr.	d / D x L
TFZ 0303	3/4,5x3
TFZ 0304	3/4,5x4
TFZ 0305	3/4,5x5
TFZ 0404	4/5,5x4
TFZ 0405	4/5,5x5
TFZ 0406	4/5,5x6
TFZ 0505	5/7x5
TFZ 0506	5/7x6
TFZ 0507	5/7x7
TFZ 0510	5/7x10
TFZ 0604	6/8x4
TFZ 0605	6/8x5
TFZ 0606	6/8x6
TFZ 0608	6/8x8
TFZ 0610	6/8x10
TFZ 0705	7/9x5
TFZ 0706	7/9x6
TFZ 0708	7/9x8
TFZ 0710	7/9x10
TFZ 0715	7/9x15
TFZ 0805	8/10x5
TFZ 0806	8/10x6
TFZ 0808	8/10x8
TFZ 0810	8/10x10
TFZ 0812	8/10x12
TFZ 0815	8/10x15
TFZ 0820	8/10x20
TFZ 0908	9/11x8
TFZ 0909	9/11x9
TFZ 0910	9/11x10
TFZ 1005	10/12x5
TFZ 1006	10/12x6
TFZ 1008	10/12x8
TFZ 1009	10/12x9
TFZ 1010	10/12x10
TFZ 1012	10/12x12
TFZ 1015	10/12x15
TFZ 1020	10/12x20
TFZ 1108	11/13x8
TFZ 1109	11/13x9
TFZ 1110	11/13x10
TFZ 1112	11/13x12
TFZ 1206	12/14x6
TFZ 1208	12/14x8
TFZ 1210	12/14x10
TFZ 1212	12/14x12

Art. Nr.	d / D x L	Art. Nr.	d / D x L
TFZ 1214	12/14x14	TFZ 2235	22/25x35
TFZ 1215	12/14x15	TFZ 2238	22/25x38
TFZ 1216	12/14x16	TFZ 2240	22/25x40
TFZ 1220	12/14x20	TFZ 2245	22/25x45
TFZ 1225	12/14x25	TFZ 2250	22/25x50
TFZ 1308	13/15x8	TFZ 2410a	24/27x10
TFZ 1309	13/15x9	TFZ 2412a	24/27x12
TFZ 1310	13/15x10	TFZ 2415a	24/27x15
TFZ 1312	13/15x12	TFZ 2420a	24/27x20
TFZ 1315	13/15x15	TFZ 2425a	24/27x25
TFZ 1410	14/16x10	TFZ 2428a	24/27x28
TFZ 1412	14/16x12	TFZ 2430a	24/27x30
TFZ 1415	14/16x15	TFZ 2432a	24/27x32
TFZ 1420	14/16x20	TFZ 2435a	24/27x35
TFZ 1422	14/16x22	TFZ 2438a	24/27x38
TFZ 1425	14/16x25	TFZ 2440a	24/27x40
TFZ 1508	15/17x8	TFZ 2450a	24/27x50
TFZ 1510	15/17x10	TFZ 2410b	24/28x10
TFZ 1512	15/17x12	TFZ 2412b	24/28x12
TFZ 1515	15/17x15	TFZ 2415b	24/28x15
TFZ 1518	15/17x18	TFZ 2420b	24/28x20
TFZ 1520	15/17x20	TFZ 2425b	24/28x25
TFZ 1525	15/17x25	TFZ 2428b	24/28x28
TFZ 1608	16/18x8	TFZ 2430b	24/28x30
TFZ 1610	16/18x10	TFZ 2432b	24/28x32
TFZ 1612	16/18x12	TFZ 2435b	24/28x35
TFZ 1615	16/18x15	TFZ 2438b	24/28x38
TFZ 1618	16/18x18	TFZ 2440b	24/28x40
TFZ 1620	16/18x20	TFZ 2450b	24/28x50
TFZ 1625	16/18x25	TFZ 2510	25/28x10
TFZ 1708	17/19x8	TFZ 2512	25/28x12
TFZ 1710	17/19x10	TFZ 2515	25/28x15
TFZ 1712	17/19x12	TFZ 2520	25/28x20
TFZ 1715	17/19x15	TFZ 2525	25/28x25
TFZ 1718	17/19x18	TFZ 2528	25/28x28
TFZ 1720	17/19x20	TFZ 2530	25/28x30
TFZ 1725	17/19x25	TFZ 2532	25/28x32
TFZ 1808	18/20x8	TFZ 2535	25/28x35
TFZ 1810	18/20x10	TFZ 2540	25/28x40
TFZ 1812	18/20x12	TFZ 2550	25/28x50
TFZ 1815	18/20x15	TFZ 2560	25/28x60
TFZ 1820	18/20x20	TFZ 2610	26/30x10
TFZ 1825	18/20x25	TFZ 2612	26/30x12
TFZ 1830	18/20x30	TFZ 2615	26/30x15
TFZ 2010a	20/22x10	TFZ 2620	26/30x20
TFZ 2012a	20/22x12	TFZ 2625	26/30x25
TFZ 2015a	20/22x15	TFZ 2630	26/30x30
TFZ 2020a	20/22x20	TFZ 2635	26/30x35
TFZ 2025a	20/22x25	TFZ 2640	26/30x40
TFZ 2030a	20/22x30	TFZ 2650	26/30x50
TFZ 2035a	20/22x35	TFZ 2810	28/32x10
TFZ 2040a	20/22x40	TFZ 2812	28/32x12
TFZ 2008b	20/23x8	TFZ 2815	28/32x15
TFZ 2010b	20/23x10	TFZ 2820	28/32x20
TFZ 2012b	20/23x12	TFZ 2825	28/32x25
TFZ 2015b	20/23x15	TFZ 2830	28/32x30
TFZ 2020b	20/23x20	TFZ 2832	28/32x32
TFZ 2025b	20/23x25	TFZ 2835	28/32x35
TFZ 2030b	20/23x30	TFZ 2840	28/32x40
TFZ 2035b	20/23x35	TFZ 3010	30/34x10
TFZ 2040b	20/23x40	TFZ 3012	30/34x12
TFZ 2210	22/25x10	TFZ 3015	30/34x15
TFZ 2212	22/25x12	TFZ 3020	30/34x20
TFZ 2215	22/25x15	TFZ 3025	30/34x25
TFZ 2220	22/25x20	TFZ 3028	30/34x28
TFZ 2225	22/25x25	TFZ 3030	30/34x30
TFZ 2230	22/25x30	TFZ 3032	30/34x32

TFZ

Auch in Zollabmessungen lieferbar!

Art. Nr.	d / D x L	Art. Nr.	d / D x L	Art. Nr.	d / D x L
TFZ 3035	30/34x35	TFZ 4212	42/46x12	TFZ 6070	60/65x70
TFZ 3038	30/34x38	TFZ 4215	42/46x15	TFZ 6075	60/65x75
TFZ 3040	30/34x40	TFZ 4220	42/46x20	TFZ 6080	60/65x80
TFZ 3045	30/34x45	TFZ 4225	42/46x25	TFZ 6085	60/65x85
TFZ 3050	30/34x50	TFZ 4230	42/46x30	TFZ 6090	60/65x90
TFZ 3210	32/36x10	TFZ 4235	42/46x35	TFZ 6515	65/70x15
TFZ 3212	32/36x12	TFZ 4240	42/46x40	TFZ 6520	65/70x20
TFZ 3215	32/36x15	TFZ 4245	42/46x45	TFZ 6530	65/70x30
TFZ 3218	32/36x18	TFZ 4250	42/46x50	TFZ 6540	65/70x40
TFZ 3220	32/36x20	TFZ 4255	42/46x55	TFZ 6550	65/70x50
TFZ 3225	32/36x25	TFZ 4260	42/46x60	TFZ 6560	65/70x60
TFZ 3230	32/36x30	TFZ 4412	44/48x12	TFZ 6570	65/70x70
TFZ 3235	32/36x35	TFZ 4415	44/48x15	TFZ 6580	65/70x80
TFZ 3240	32/36x40	TFZ 4420	44/48x20	TFZ 6590	65/70x90
TFZ 3245	32/36x45	TFZ 4425	44/48x25	TFZ 7020	70/75x20
TFZ 3250	32/36x50	TFZ 4430	44/48x30	TFZ 7030	70/75x30
TFZ 3410	34/38x10	TFZ 4435	44/48x35	TFZ 7040	70/75x40
TFZ 3412	34/38x12	TFZ 4440	44/48x40	TFZ 7050	70/75x50
TFZ 3415	34/38x15	TFZ 4445	44/48x45	TFZ 7060	70/75x60
TFZ 3420	34/38x20	TFZ 4450	44/48x50	TFZ 7070	70/75x70
TFZ 3425	34/38x25	TFZ 4455	44/48x55	TFZ 7080	70/75x80
TFZ 3430	34/38x30	TFZ 4460	44/48x60	TFZ 7090	70/75x90
TFZ 3435	34/38x35	TFZ 4515	45/50x15	TFZ 7530	75/80x30
TFZ 3440	34/38x40	TFZ 4520	45/50x20	TFZ 7540	75/80x40
TFZ 3445	34/38x45	TFZ 4525	45/50x25	TFZ 7550	75/80x50
TFZ 3510	35/39x10	TFZ 4530	45/50x30	TFZ 7560	75/80x60
TFZ 3512	35/39x12	TFZ 4535	45/50x35	TFZ 7570	75/80x70
TFZ 3515	35/39x15	TFZ 4540	45/50x40	TFZ 7580	75/80x80
TFZ 3520	35/39x20	TFZ 4545	45/50x45	TFZ 7590	75/80x90
TFZ 3525	35/39x25	TFZ 4550	45/50x50	TFZ 8030	80/85x30
TFZ 3530	35/39x30	TFZ 4555	45/50x55	TFZ 8040	80/85x40
TFZ 3535	35/39x35	TFZ 4560	45/50x60	TFZ 8050	80/85x50
TFZ 3540	35/39x40	TFZ 5015	50/55x15	TFZ 8060	80/85x60
TFZ 3545	35/39x45	TFZ 5020	50/55x20	TFZ 8070	80/85x70
TFZ 3550	35/39x50	TFZ 5025	50/55x25	TFZ 8080	80/85x80
TFZ 3610	36/40x10	TFZ 5030	50/55x30	TFZ 8090	80/85x90
TFZ 3612	36/40x12	TFZ 5035	50/55x35	TFZ 80100	80/85x100
TFZ 3615	36/40x15	TFZ 5040	50/55x40	TFZ 8530	85/90x30
TFZ 3620	36/40x20	TFZ 5045	50/55x45	TFZ 8540	85/90x40
TFZ 3625	36/40x25	TFZ 5050	50/55x50	TFZ 8550	85/90x50
TFZ 3630	36/40x30	TFZ 5055	50/55x55	TFZ 8560	85/90x60
TFZ 3635	36/40x35	TFZ 5060	50/55x60	TFZ 8570	85/90x70
TFZ 3640	36/40x40	TFZ 5065	50/55x65	TFZ 8580	85/90x80
TFZ 3645	36/40x45	TFZ 5070	50/55x70	TFZ 8590	85/90x90
TFZ 3650	36/40x50	TFZ 5515	55/60x15	TFZ 85100	85/90x100
TFZ 3812	38/42x12	TFZ 5520	55/60x20	TFZ 9030	90/95x30
TFZ 3815	38/42x15	TFZ 5525	55/60x25	TFZ 9040	90/95x40
TFZ 3820	38/42x20	TFZ 5530	55/60x30	TFZ 9050	90/95x50
TFZ 3825	38/42x25	TFZ 5535	55/60x35	TFZ 9060	90/95x60
TFZ 3830	38/42x30	TFZ 5540	55/60x40	TFZ 9070	90/95x70
TFZ 3835	38/42x35	TFZ 5545	55/60x45	TFZ 9080	90/95x80
TFZ 3840	38/42x40	TFZ 5550	55/60x50	TFZ 9090	90/95x90
TFZ 3845	38/42x45	TFZ 5555	55/60x55	TFZ 90100	90/95x100
TFZ 3850	38/42x50	TFZ 5560	55/60x60	TFZ 9530	95/100x30
TFZ 3855	38/42x55	TFZ 5565	55/60x65	TFZ 9540	95/100x40
TFZ 3860	38/42x60	TFZ 5570	55/60x70	TFZ 9550	95/100x50
TFZ 4012	40/44x12	TFZ 6015	60/65x15	TFZ 9560	95/100x60
TFZ 4015	40/44x15	TFZ 6020	60/65x20	TFZ 9570	95/100x70
TFZ 4020	40/44x20	TFZ 6025	60/65x25	TFZ 9580	95/100x80
TFZ 4025	40/44x25	TFZ 6030	60/65x30	TFZ 9590	95/100x90
TFZ 4030	40/44x30	TFZ 6035	60/65x35	TFZ 95100	95/100x100
TFZ 4035	40/44x35	TFZ 6040	60/65x40	TFZ 10030	100/105x30
TFZ 4040	40/44x40	TFZ 6045	60/65x45	TFZ 10040	100/105x40
TFZ 4045	40/44x45	TFZ 6050	60/65x50	TFZ 10050	100/105x50
TFZ 4050	40/44x50	TFZ 6055	60/65x55	TFZ 10060	100/105x60
TFZ 4055	40/44x55	TFZ 6060	60/65x60	TFZ 10070	100/105x70
TFZ 4060	40/44x60	TFZ 6065	60/65x65	TFZ 10080	100/105x80

TFZ

Auch in Zollabmessungen lieferbar!

Art. Nr.	d / D x L	Art. Nr.	d / D x L	Art. Nr.	d / D x L
TFZ 10090	100/105x90	TFZ 15560	155/160x60	TFZ 19080	190/195x80
TFZ 100100	100/105x100	TFZ 15570	155/160x70	TFZ 19090	190/195x90
TFZ 100115	100/105x115	TFZ 15580	155/160x80	TFZ 190100	190/195x100
TFZ 10550	105/110x50	TFZ 15590	155/160x90	TFZ 190110	190/195x110
TFZ 10560	105/110x60	TFZ 155100	155/160x100	TFZ 190120	190/195x120
TFZ 10570	105/110x70	TFZ 16060	160/165x60	TFZ 190130	190/195x130
TFZ 10580	105/110x80	TFZ 16070	160/165x70	TFZ 190140	190/195x140
TFZ 10590	105/110x90	TFZ 16080	160/165x80	TFZ 190150	190/195x150
TFZ 105100	105/110x100	TFZ 16090	160/165x90	TFZ 19560	195/200x60
TFZ 105115	105/110x115	TFZ 160100	160/165x100	TFZ 19570	195/200x70
TFZ 11050	110/115x50	TFZ 160110	160/165x110	TFZ 19580	195/200x80
TFZ 11060	110/115x60	TFZ 160120	160/165x120	TFZ 19590	195/200x90
TFZ 11070	110/115x70	TFZ 160130	160/165x130	TFZ 195100	195/200x100
TFZ 11080	110/115x80	TFZ 160140	160/165x140	TFZ 195110	195/200x110
TFZ 11090	110/115x90	TFZ 160150	160/165x150	TFZ 195120	195/200x120
TFZ 110100	110/115x100	TFZ 16560	165/170x60	TFZ 195130	195/200x130
TFZ 110115	110/115x115	TFZ 16570	165/170x70	TFZ 195140	195/200x140
TFZ 11550	115/120x50	TFZ 16580	165/170x80	TFZ 195150	195/200x150
TFZ 11560	115/120x60	TFZ 16590	165/170x90	TFZ 20060	200/205x60
TFZ 11570	115/120x70	TFZ 165100	165/170x100	TFZ 20070	200/205x70
TFZ 11580	115/120x80	TFZ 165110	165/170x110	TFZ 20080	200/205x80
TFZ 11590	115/120x90	TFZ 165120	165/170x120	TFZ 20090	200/205x90
TFZ 115100	115/120x100	TFZ 165130	165/170x130	TFZ 200100	200/205x100
TFZ 115115	115/120x115	TFZ 165140	165/170x140	TFZ 200110	200/205x110
TFZ 12050	120/125x50	TFZ 165150	165/170x150	TFZ 200120	200/205x120
TFZ 12060	120/125x60	TFZ 17060	170/175x60	TFZ 200130	200/205x130
TFZ 12070	120/125x70	TFZ 17070	170/175x70	TFZ 200140	200/205x140
TFZ 12080	120/125x80	TFZ 17080	170/175x80	TFZ 200150	200/205x150
TFZ 12090	120/125x90	TFZ 17090	170/175x90	TFZ 20560	205/210x60
TFZ 120100	120/125x100	TFZ 170100	170/175x100	TFZ 20570	205/210x70
TFZ 120120	120/125x120	TFZ 170110	170/175x110	TFZ 20580	205/210x80
TFZ 12550	125/130x50	TFZ 170120	170/175x120	TFZ 20590	205/210x90
TFZ 12560	125/130x60	TFZ 170130	170/175x130	TFZ 205100	205/210x100
TFZ 12570	125/130x70	TFZ 170140	170/175x140	TFZ 205110	205/210x110
TFZ 12580	125/130x80	TFZ 170150	170/175x150	TFZ 205120	205/210x120
TFZ 12590	125/130x90	TFZ 17560	175/180x60	TFZ 205130	205/210x130
TFZ 125100	125/130x100	TFZ 17570	175/180x70	TFZ 205140	205/210x140
TFZ 125115	125/130x115	TFZ 17580	175/180x80	TFZ 205150	205/210x150
TFZ 13060	130/135x60	TFZ 17590	175/180x90	TFZ 21060	210/215x60
TFZ 13070	130/135x70	TFZ 175100	175/180x100	TFZ 21070	210/215x70
TFZ 13080	130/135x80	TFZ 175110	175/180x110	TFZ 21080	210/215x80
TFZ 13090	130/135x90	TFZ 175120	175/180x120	TFZ 21090	210/215x90
TFZ 130100	130/135x100	TFZ 175130	175/180x130	TFZ 210100	210/215x100
TFZ 130120	130/135x120	TFZ 175140	175/180x140	TFZ 210110	210/215x110
TFZ 13560	135/140x60	TFZ 175150	175/180x150	TFZ 210120	210/215x120
TFZ 13570	135/140x70	TFZ 18060	180/185x60	TFZ 210130	210/215x130
TFZ 13580	135/140x80	TFZ 18070	180/185x70	TFZ 210140	210/215x140
TFZ 13590	135/140x90	TFZ 18080	180/185x80	TFZ 210150	210/215x150
TFZ 135100	135/140x100	TFZ 18090	180/185x90	TFZ 21560	215/220x60
TFZ 135120	135/140x120	TFZ 180100	180/185x100	TFZ 21570	215/220x70
TFZ 14060	140/145x60	TFZ 180110	180/185x110	TFZ 21580	215/220x80
TFZ 14070	140/145x70	TFZ 180120	180/185x120	TFZ 21590	215/220x90
TFZ 14080	140/145x80	TFZ 180130	180/185x130	TFZ 215100	215/220x100
TFZ 14090	140/145x90	TFZ 180140	180/185x140	TFZ 215110	215/220x110
TFZ 140100	140/145x100	TFZ 180150	180/185x150	TFZ 215120	215/220x120
TFZ 14560	145/150x60	TFZ 18560	185/190x60	TFZ 215130	215/220x130
TFZ 14570	145/150x70	TFZ 18570	185/190x70	TFZ 215140	215/220x140
TFZ 14580	145/150x80	TFZ 18580	185/190x80	TFZ 215150	215/220x150
TFZ 14590	145/150x90	TFZ 18590	185/190x90	TFZ 22060	220/225x60
TFZ 145100	145/150x100	TFZ 185100	185/190x100	TFZ 22070	220/225x70
TFZ 145120	145/150x120	TFZ 185110	185/190x110	TFZ 22080	220/225x80
TFZ 15060	150/155x60	TFZ 185120	185/190x120	TFZ 22090	220/225x90
TFZ 15070	150/155x70	TFZ 185130	185/190x130	TFZ 220100	220/225x100
TFZ 15080	150/155x80	TFZ 185140	185/190x140	TFZ 220110	220/225x110
TFZ 15090	150/155x90	TFZ 185150	185/190x150	TFZ 220120	220/225x120
TFZ 150100	150/155x100	TFZ 19060	190/195x60	TFZ 220130	220/225x130
TFZ 15550	155/160x50	TFZ 19070	190/195x70	TFZ 220140	220/225x140

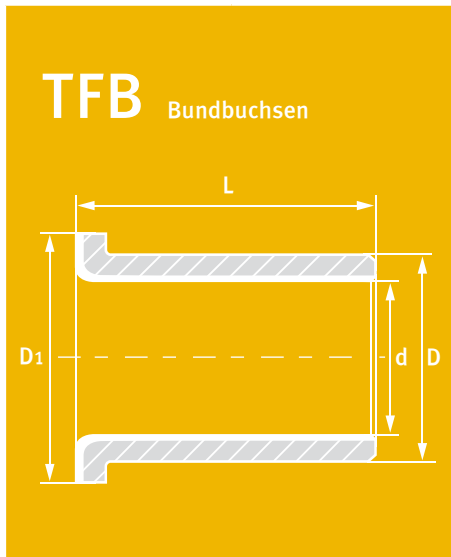
TFZ

Auch in Zollabmessungen lieferbar!

Art. Nr.	d / D x L	Art. Nr.	d / D x L	Art. Nr.	d / D x L
TFZ 220150	220/225x150	TFZ 255130	255/260x130	TFZ 290100	290/295x100
TFZ 22560	225/230x60	TFZ 255140	255/260x140	TFZ 290110	290/295x110
TFZ 22570	225/230x70	TFZ 255150	255/260x150	TFZ 290120	290/295x120
TFZ 22580	225/230x80	TFZ 26060	260/265x60	TFZ 290130	290/295x130
TFZ 22590	225/230x90	TFZ 26070	260/265x70	TFZ 290140	290/295x140
TFZ 225100	225/230x100	TFZ 26080	260/265x80	TFZ 290150	290/295x150
TFZ 225110	225/230x110	TFZ 26090	260/265x90	TFZ 29560	295/300x60
TFZ 225120	225/230x120	TFZ 260100	260/265x100	TFZ 29570	295/300x70
TFZ 225130	225/230x130	TFZ 260110	260/265x110	TFZ 29580	295/300x80
TFZ 225140	225/230x140	TFZ 260120	260/265x120	TFZ 29590	295/300x90
TFZ 23060	230/235x60	TFZ 260130	260/265x130	TFZ 295100	295/300x100
TFZ 23070	230/235x70	TFZ 260140	260/265x140	TFZ 295110	295/300x110
TFZ 23080	230/235x80	TFZ 260150	260/265x150	TFZ 295120	295/300x120
TFZ 23090	230/235x90	TFZ 26560	265/270x60	TFZ 295130	295/300x130
TFZ 230100	230/235x100	TFZ 26570	265/270x70	TFZ 295140	295/300x140
TFZ 230110	230/235x110	TFZ 26580	265/270x80	TFZ 295150	295/300x150
TFZ 230120	230/235x120	TFZ 26590	265/270x90	TFZ 30060	300/305x60
TFZ 230130	230/235x130	TFZ 265100	265/270x100	TFZ 30070	300/305x70
TFZ 230140	230/235x140	TFZ 265110	265/270x110	TFZ 30080	300/305x80
TFZ 230150	230/235x150	TFZ 265120	265/270x120	TFZ 30090	300/305x90
TFZ 23560	235/240x60	TFZ 265130	265/270x130	TFZ 300100	300/305x100
TFZ 23570	235/240x70	TFZ 265140	265/270x140	TFZ 300110	300/305x110
TFZ 23580	235/240x80	TFZ 265150	265/270x150	TFZ 300120	300/305x120
TFZ 23590	235/240x90	TFZ 27060	270/275x60	TFZ 300130	300/305x130
TFZ 235100	235/240x100	TFZ 27070	270/275x70	TFZ 300140	300/305x140
TFZ 235110	235/240x110	TFZ 27080	270/275x80	TFZ 300150	300/305x150
TFZ 235120	235/240x120	TFZ 27090	270/275x90		
TFZ 235130	235/240x130	TFZ 270100	270/275x100		
TFZ 235140	235/240x140	TFZ 270110	270/275x110		
TFZ 235150	235/240x150	TFZ 270120	270/275x120		
TFZ 24060	240/245x60	TFZ 270130	270/275x130		
TFZ 24070	240/245x70	TFZ 270140	270/275x140		
TFZ 24080	240/245x80	TFZ 270150	270/275x150		
TFZ 24090	240/245x90	TFZ 27560	275/280x60		
TFZ 240100	240/245x100	TFZ 27570	275/280x70		
TFZ 240110	240/245x110	TFZ 27580	275/280x80		
TFZ 240120	240/245x120	TFZ 27590	275/280x90		
TFZ 240130	240/245x130	TFZ 275100	275/280x100		
TFZ 240140	240/245x140	TFZ 275110	275/280x110		
TFZ 240150	240/245x150	TFZ 275120	275/280x120		
TFZ 24560	245/250x60	TFZ 275130	275/280x130		
TFZ 24570	245/250x70	TFZ 275140	275/280x140		
TFZ 24580	245/250x80	TFZ 275150	275/280x150		
TFZ 24590	245/250x90	TFZ 28060	280/285x60		
TFZ 245100	245/250x100	TFZ 28070	280/285x70		
TFZ 245110	245/250x110	TFZ 28080	280/285x80		
TFZ 245120	245/250x120	TFZ 28090	280/285x90		
TFZ 245130	245/250x130	TFZ 280100	280/285x100		
TFZ 245140	245/250x140	TFZ 280110	280/285x110		
TFZ 245150	245/250x150	TFZ 280120	280/285x120		
TFZ 25060	250/255x60	TFZ 280130	280/285x130		
TFZ 25070	250/255x70	TFZ 280140	280/285x140		
TFZ 25080	250/255x80	TFZ 280150	280/285x150		
TFZ 25090	250/255x90	TFZ 28560	285/290x60		
TFZ 250100	250/255x100	TFZ 28570	285/290x70		
TFZ 250110	250/255x110	TFZ 28580	285/290x80		
TFZ 250120	250/255x120	TFZ 28590	285/290x90		
TFZ 250130	250/255x130	TFZ 285100	285/290x100		
TFZ 250140	250/255x140	TFZ 285110	285/290x110		
TFZ 250150	250/255x150	TFZ 285120	285/290x120		
TFZ 25560	255/260x60	TFZ 285130	285/290x130		
TFZ 25570	255/260x70	TFZ 285140	285/290x140		
TFZ 25580	255/260x80	TFZ 285150	285/290x150		
TFZ 25590	255/260x90	TFZ 29060	290/295x60		
TFZ 255100	255/260x100	TFZ 29070	290/295x70		
TFZ 255110	255/260x110	TFZ 29080	290/295x80		
TFZ 255120	255/260x120	TFZ 29090	290/295x90		

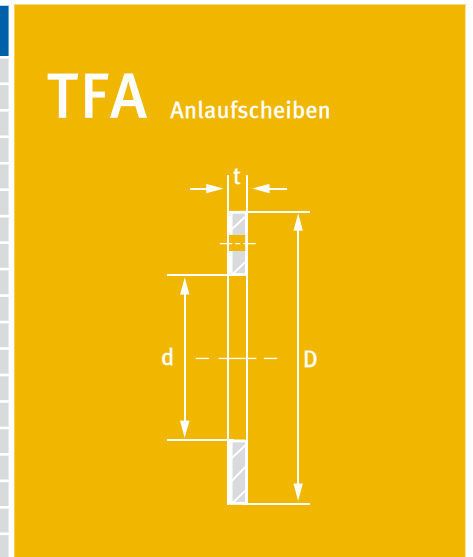
TFB, TFA, TFS

Auch in Zollabmessungen lieferbar!




Art. Nr.	d / D / D1 / x L
TFB 0304	3/4,5/7x4
TFB 0404	4/5,5/9x4
TFB 0505	5/7/10x5
TFB 0506	5/7/10x6
TFB 0604	6/8/12x4
TFB 0606	6/8/12x6
TFB 0607	6/8/12x7
TFB 0608	6/8/12x8
TFB 0706	7/9/13x6
TFB 0708	7/9/13x8
TFB 0805,5	8/10/15x5,5
TFB 0807,5	8/10/15x7,5
TFB 0809,5	8/10/15x9,5
TFB 1007	10/12/18x7
TFB 1008	10/12/18x8
TFB 1009	10/12/18x9
TFB 1011	10/12/18x11
TFB 1012	10/12/18x12
TFB 1015	10/12/18x15
TFB 1017	10/12/18x17
TFB 1207	12/14/20x7
TFB 1209	12/14/20x9
TFB 1212	12/14/20x12
TFB 1215	12/14/20x15
TFB 1217	12/14/20x17
TFB 1410	14/16/22x10
TFB 1412	14/16/22x12
TFB 1415	14/16/22x15
TFB 1417	14/16/22x17
TFB 1509	15/17/23x9
TFB 1512	15/17/23x12
TFB 1515	15/17/23x15
TFB 1517	15/17/23x17
TFB 1521	15/17/23x21
TFB 1612	16/18/24x12
TFB 1617	16/18/24x17
TFB 1621	16/18/24x21
TFB 1812	18/20/26x12
TFB 1815	18/20/26x15
TFB 1817	18/20/26x17
TFB 1822	18/20/26x22
TFB 2011,5	20/23/30x11,5
TFB 2013,5	20/23/30x13,5
TFB 2016,5	20/23/30x16,5
TFB 2021,5	20/23/30x21,5

Art. Nr.	d / D / D1 / x L
TFB 2026,5	20/23/30x26,5
TFB 2211,5	22/25/33x11,5
TFB 2213,5	22/25/33x13,5
TFB 2216,5	22/25/33x16,5
TFB 2221,5	22/25/33x21,5
TFB 2416,5	24/27/35x16,5
TFB 2421,5	24/27/35x21,5
TFB 2426,5	24/27/35x26,5
TFB 2511,5	25/28/35x11,5
TFB 2513,5	25/28/35x13,5
TFB 2516,5	25/28/35x16,5
TFB 2521,5	25/28/35x21,5
TFB 2526,5	25/28/35x26,5
TFB 3014	30/34/42x14
TFB 3016	30/34/42x16
TFB 3022	30/34/42x22
TFB 3026	30/34/42x26
TFB 3032	30/34/42x32
TFB 3222	32/36/46x22
TFB 3227	32/36/46x27
TFB 3232	32/36/46x32
TFB 3514	35/39/47x14
TFB 3516	35/39/47x16
TFB 3522	35/39/47x22
TFB 3526	35/39/47x26
TFB 3532	35/39/47x32
TFB 3542	35/39/47x42
TFB 4014	40/44/53x14
TFB 4016	40/44/53x16
TFB 4022	40/44/53x22
TFB 4026	40/44/53x26
TFB 4032	40/44/53x32
TFB 4042	40/44/53x42
TFB 4516	45/50/58x16
TFB 4522	45/50/58x22
TFB 4526	45/50/58x26
TFB 4532	45/50/58x32
TFB 4542	45/50/58x42
TFB 5016	50/55/65x16
TFB 5022	50/55/65x22
TFB 5026	50/55/65x26
TFB 5532	55/60/70x32
TFB 5542	55/60/70x42
TFB 6032	60/65/75x32
TFB 6042	60/65/75x42



Art. Nr.	d / D x t
TFA 10/1	10/20x1,5
TFA 12/1	12/24x1,5
TFA 14/1	14/26x1,5
TFA 16/1	16/30x1,5
TFA 18/1	18/32x1,5
TFA 20/1	20/36x1,5
TFA 22/1	22/38x1,5
TFA 24/1	24/42x1,5
TFA 26/1	26/44x1,5
TFA 28/1	28/48x1,5
TFA 32/1	32/54x1,5
TFA 38/1	38/62x1,5
TFA 42/1	42/66x1,5
TFA 48/2	48/74x2
TFA 52/2	52/78x2
TFA 62/2	62/90x2



Art. Nr.	B x L x t
TFS 07150	150 x 500 x 0,75
TFS 10240	245 x 500 x 1,0
TFS 15240	245 x 500 x 1,5
TFS 20240	245 x 500 x 2,0
TFS 25240	245 x 500 x 2,5
TFS 30240	245 x 500 x 3,0